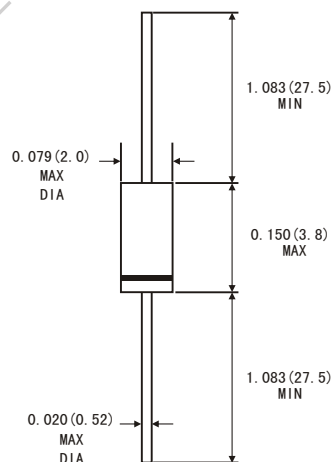


### FEATURES

- Detection efficiency is very good
- Small temperature coefficient
- High reliability with glass seal
- For use in RECORDER, TV, RADIO, TELEPHONE as detectors, super high speed switching circuits small current rectifier
- High temperature soldering guaranteed: 260°C/10 seconds at terminals
- Component in accordance to RoHS 2002/95/EC and WEEE 2002/96/EC



### DO-35



### MECHANICAL DATA

- Case: DO-35 glass case
- Polarity: color band denotes cathode end
- Weight: Approx. 0.13 gram

### ABSOLUTE RATINGS (LIMITING VALUES) (T<sub>A</sub> = 25°C)

Dimensions in inches and (millimeters)

	Symbols	Value	Units
Reverse voltage	V <sub>R</sub>	10	V
Average rectified current	I <sub>o</sub>	30	mA
Junction temperature	T <sub>J</sub>	125	°C
Storage temperature	T <sub>STG</sub>	-55 to +125	°C

### ELECTRICAL CHARACTERISTICS (T<sub>A</sub> = 25°C)

Parameters	Symbols	Test Conditions	Min.	Typ.	Max.	Units
Forward Current	I <sub>F</sub>	V <sub>F</sub> =1V	4.5			mA
Reverse Current	I <sub>R</sub>	V <sub>R</sub> =6V			70	μA
Junction Capacitance	C <sub>J</sub>	V <sub>R</sub> =1V f=1MHz			1.5	pF
Rectifier efficiency	η	V <sub>in</sub> =2Vrms f=40MHz R <sub>L</sub> =5kΩ C <sub>L</sub> =20pF	70			%
ESD-Capability		C=200pF (Note 1) Both forward and reverse direction 1 pulse	100			V

Note: 1. Failure criterion: I<sub>R</sub> > 140mA at V<sub>R</sub>=6V

# RATINGS AND CHARACTERISTICS CURVES 1SS106

Figure 1. forward Characteristics

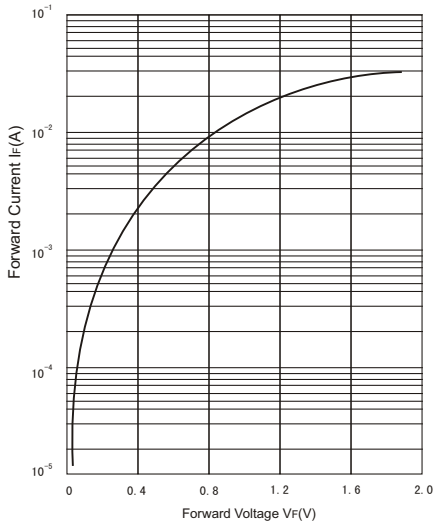


Figure 2. Reverse Characteristics

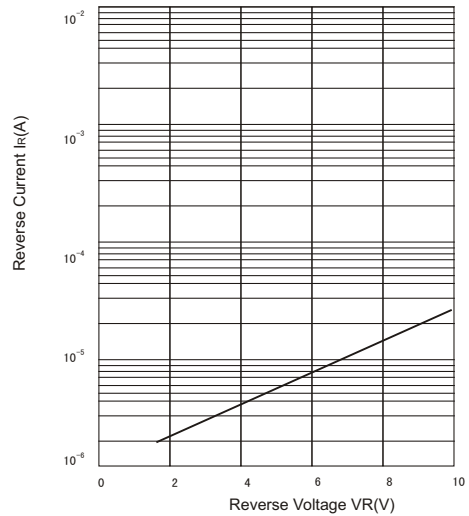


Figure 3. Junction Capacitance

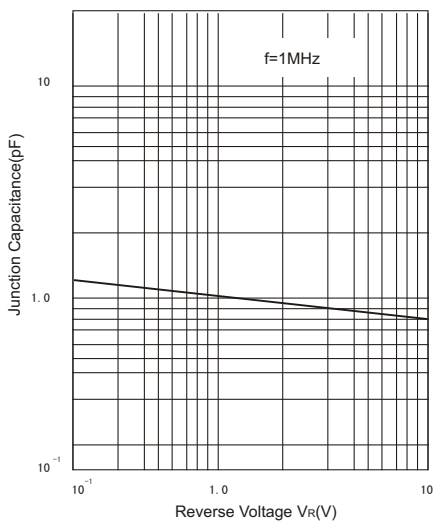


Figure 4. Rectifier Efficiency

